

State of South Dakota Department of Transportation

Public and Specialized Transportation Fiscal Year 2021



Prepared by the South Dakota Department of Transportation
Division of Finance and Management
Office of Air, Rail and Transit
700 E Broadway Avenue
Pierre, SD 57501



Table of Contents

<i>Table of Contents</i>	<i>1</i>
<i>Program Summary</i>	<i>2</i>
<i>Executive Summary</i>	<i>3</i>
<i>Statewide Statistics</i>	<i>5</i>
Fiscal Year 2021 Specialized Transportation Statistics	7
Fiscal Year 2021 Rural Transportation Statistics	8
Funding Sources of Rural Public Transit Systems Fiscal Year 2021	9
<i>Dakota Transit Association Conference</i>	<i>23</i>
Dakota Transit Association Driver Training and Roadeo	24

Please send any questions or comments to:

South Dakota Department of Transportation
Division of Finance and Management-
Office of Air, Rail and Transit
700 East Broadway Avenue
Pierre, South Dakota
57501-2586
605-773-3574



Program Summary

The Annual Transit Report is prepared by the South Dakota Department of Transportation (SDDOT) to provide citizens, transportation providers, public officials and other stakeholders an overview of transit in South Dakota. This report provides a summary of public and specialized transportation programs along with detailed operational and financial data.

This report is published annually and condenses the fiscal year administration and operational records for the public transit systems in South Dakota. The report is published largely to provide information about the performance of the public transit programs for the fiscal year. The report is distributed and available to state and local officials, support agencies, boards of directors, and the public.

During Fiscal Year 2021, 450 vehicles partially funded by the Federal Transit Administration (FTA) provided rural public and specialized transportation services in South Dakota. Federal funding sources included: Section 5339, 5310, 5311, and some non-FTA funded vehicles receiving FTA Section 5311 operating funds. These vehicles traveled 3,803,160 miles and provided 944,744 rides during Fiscal Year 2021.

The transit systems operating in Sioux Falls and Rapid City receive FTA Section 5307 urban transit capital and operating funds directly from FTA and 5339 funds from the State of South Dakota for vehicles and facilities. In FY 2021, Sioux Falls and Rapid City public transit vehicles traveled 1,477,622 miles and provided 652,271 rides. In FY21, Community Coordinated Transportation Systems, formally known as the River Cities Public Transit of Sioux Falls operating project, provided 24,285 rides and traveled 73,643 miles. The River Cities Cheyenne River Sioux Transit service provided 15,270 rides and traveled 217,326 miles. The Prairie Hills Transit Urban Operating project began service, performing 50 rides that travelled 2,472 miles. Finally, the inter-city bus system provided 46,745 rides and traveled 446,378 revenue miles in South Dakota.

The South Dakota Transit Agencies played an important role during and after the COVID-19 Pandemic by providing safe and reliable transportation for their clients. While ridership numbers and milage are down compared to previous years, Transit continued to play in integral part in many people's lives by providing essential transportation services.

Public and specialized transportation service providers are a key element in the successful implementation of numerous state policy objectives. Among those is the effort to keep elderly citizens and citizens with disabilities in their own homes and active members of their community.

Executive Summary

There are 13 rural public transit systems, and 13 specialized transit organizations that provide service within South Dakota. Public transit in South Dakota is committed to providing non-discriminatory service to gain access to needed medical, nutrition, education, employment, social and commercial services, particularly in the rural areas of South Dakota. Public transit providers range in size from those which provide daily fixed route to demand-response services with schedules and destinations determined on a day-to-day basis.

The SDDOT Office of Air, Rail and Transit (ART) administers several programs through the FTA which support public and specialized transportation service providers in South Dakota. These programs include:

- **Section 5303** provides urban transit planning assistance program funds and transit planning activities in the metropolitan areas of South Dakota including Sioux Falls and Rapid City. These funds are administered by the Federal Highway Administration (FHWA).
- **Section 5304** provides statewide rural planning and research. At the state's discretion, the funds may be used for statewide planning, technical assistance, planning support, research and development for non-urbanized areas.
- **Bus and Bus Facilities Section 5339** provides capital funding through formula and discretionary funds to replace, rehabilitate, and purchase buses and related equipment and to construct bus related facilities. Eligible applicants include public agencies and private non-profits engaged in public transportation, including organizations that provide services dependent on age, disability or low-income.
- **Section 5310** provides capital grants and operating funds to private nonprofit organizations and governmental authorities where no non-profit organizations are available to support transportation for seniors and individuals with disabilities.
- **Section 5311** provides capital, administration, and operating grants for public transportation service projects in non-urbanized areas (less than 50,000 population). One of the main goals of Section 5311 funding is to enhance the access of people in non-urbanized areas to health care, shopping, education, employment, public services, and recreation.
- **Section 5311(b)(3) Rural Technical Assistance Program (RTAP)** provides funds to support the training and technical assistance needs of rural transit operators and drivers.
- **CARES Act** provides emergency assistance. All capital, operating, and planning activities normally eligible under Sections 5307 & 5311 are eligible. SDDOT awarded the funds for provider operating and state administration.

The SDDOT also distributes state dollars to help meet the local matching fund requirements of subrecipients. The SDDOT and the South Dakota Department of Human Services (SDDHS), Division of Long-Term Services and Supports (LTSS) work together to distribute Title III-B funding to assist in funding transportation services for people who are elderly or have disabilities. These funds are allocated through an application process coordinated by the SDDOT and SDDHS.

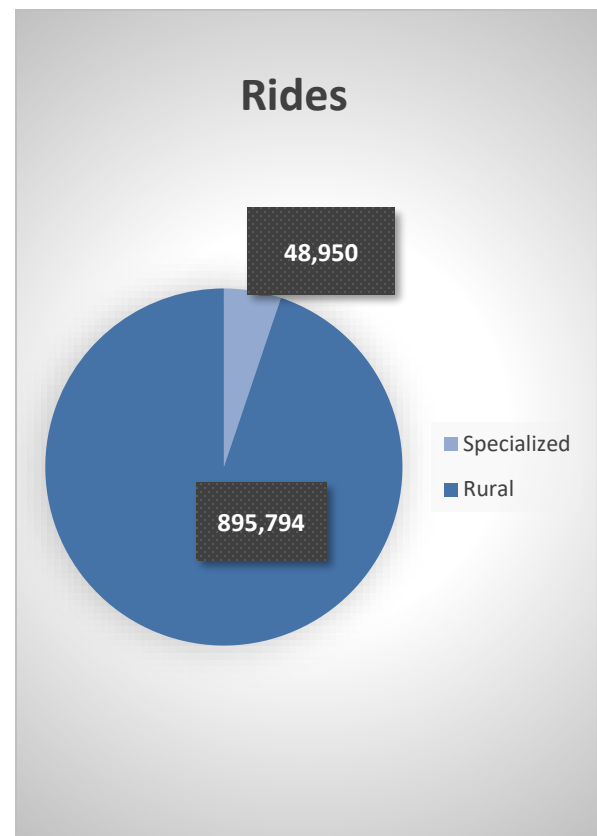
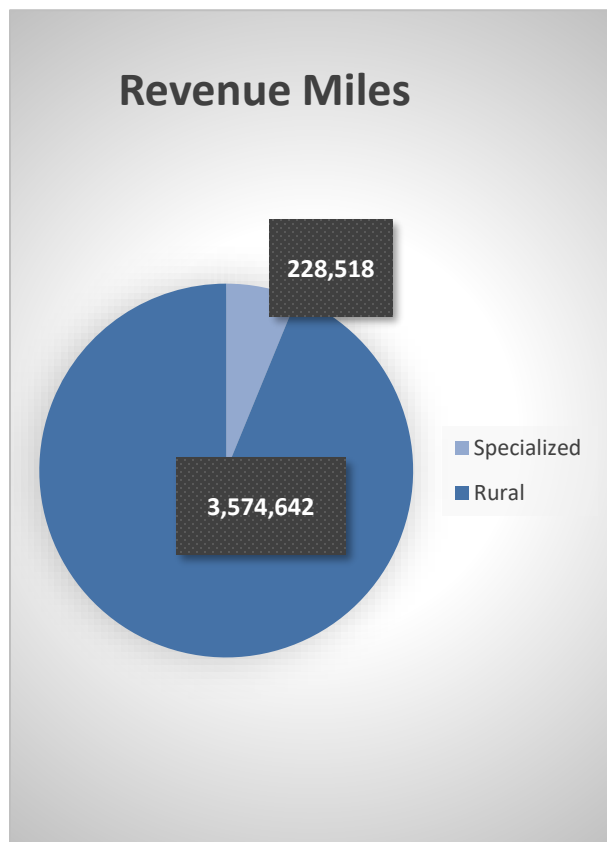


Statewide Statistics

The statewide statistic graphs and charts presents operational data. Operational data includes revenue vehicle miles and total trips.

Operational Statistics

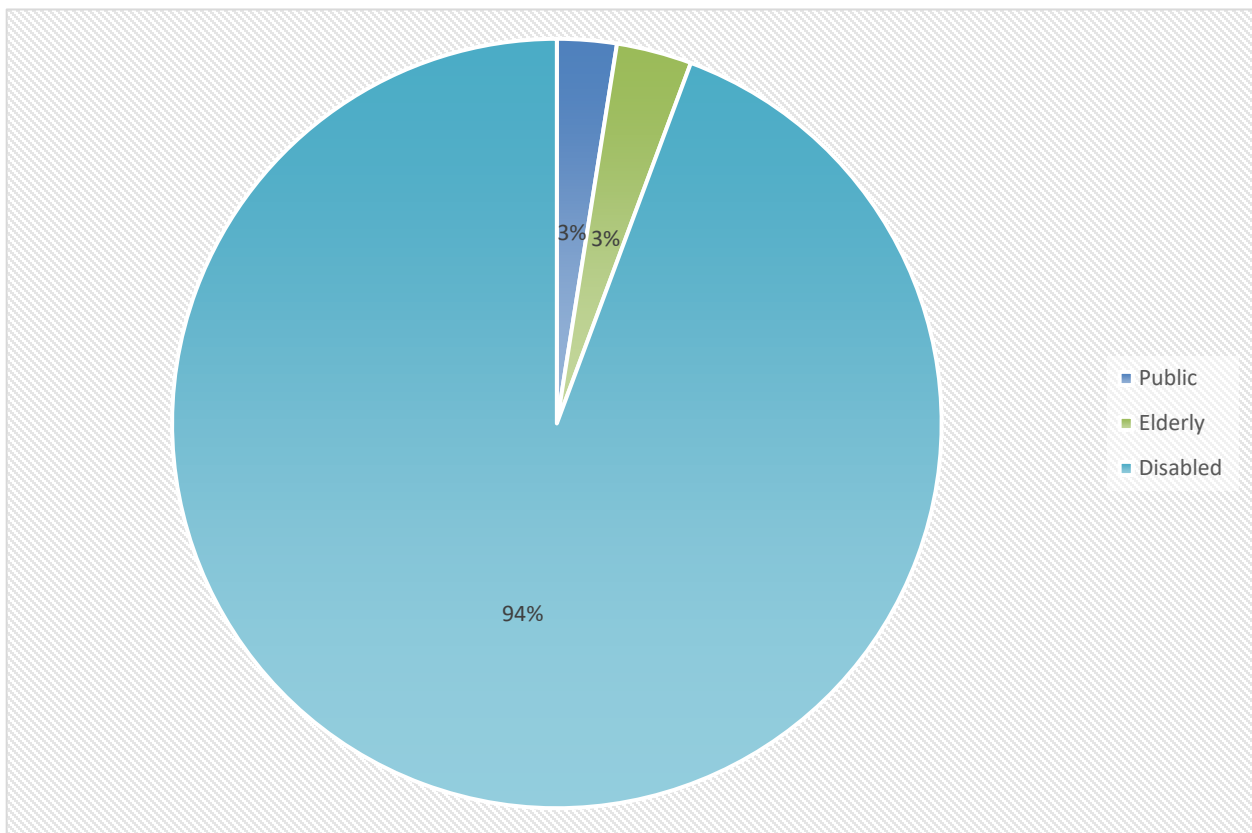
	Revenue Vehicle Miles	Rides
Rural	3,574,642	895,794
Specialized	228,518	48,950
Total	3,803,160	944,744



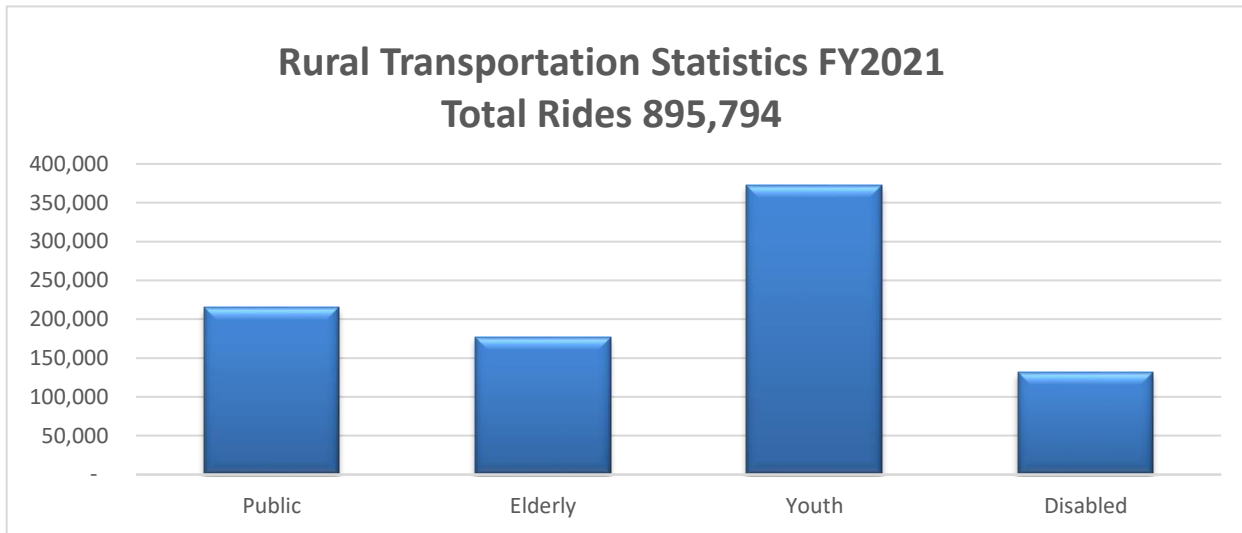
Fiscal Year 2021 Specialized Transportation Statistics

In FY 2021, 14 vehicles funded under FTA Section 5309, 5339 and 5310 programs provided specialized transportation in South Dakota. These vehicles total traveled 228,518 miles and provided 48,950 rides.

The graph indicates citizens with disabilities were the major users of specialized transportation services in South Dakota during Fiscal Year 2021.



Fiscal Year 2021 Rural Transportation Statistics



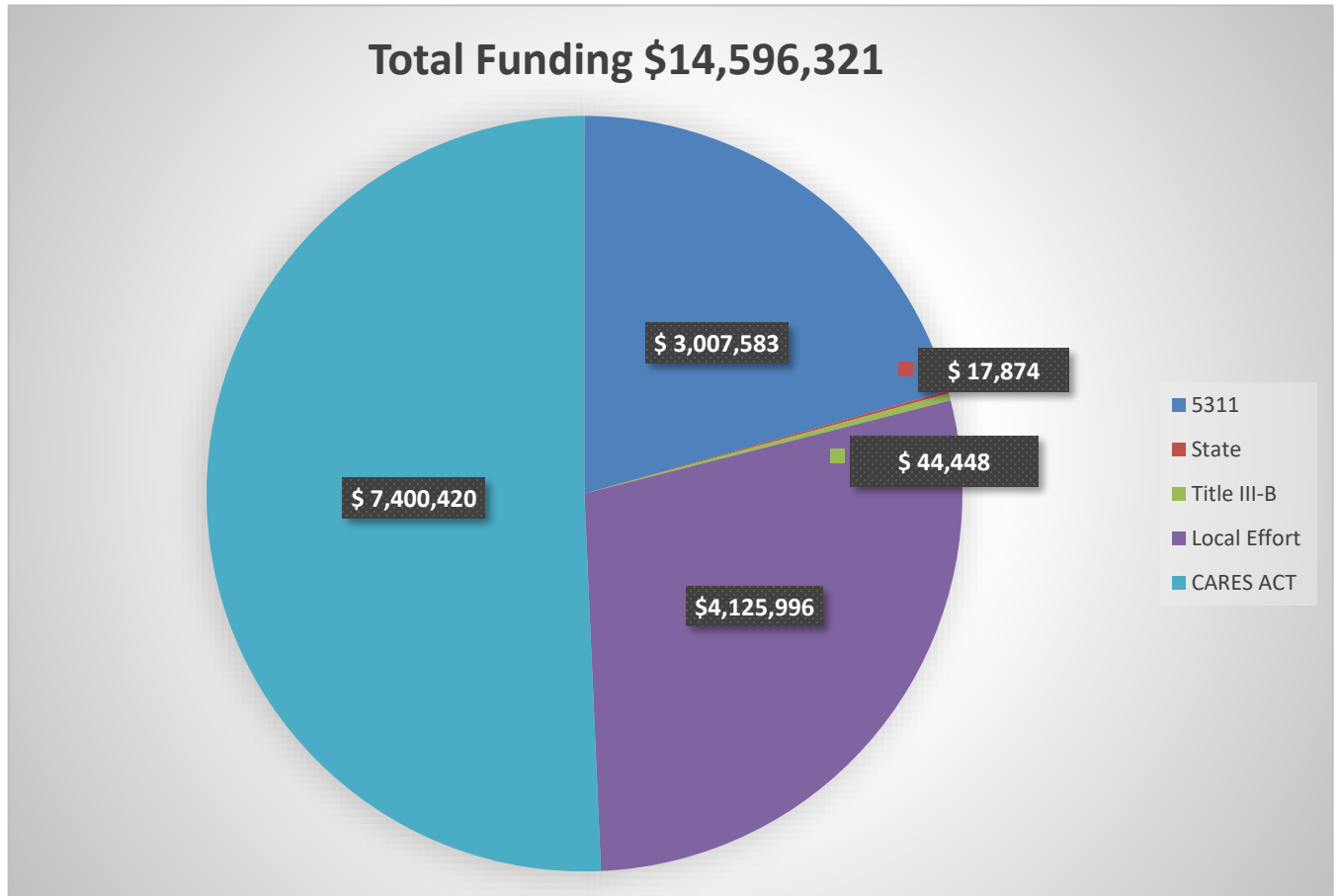
During Fiscal Year 2021, 13 organizations provided rural public demand-response transportation services in South Dakota. These organizations operated 450 vehicles traveling 3,574,642 revenue miles and provided 895,794 rides.

The Section 5311 program treats project administration expenses as a separate cost category from capital and operating expenses. Administration expenses are considered “non-operating” and are funded at 82.82% federal share. Operating expenses are considered those costs directly related to system operation. Net operating expenses remain after operating revenues are subtracted from eligible operating expenses.

Operating expenses are funded at a 51.76% federal cost share. Local funds for the 13 rural public transit agencies represent over \$4.1 million to keep the rural public transits operating. Local funds for the purposes of this report may include contracts with other transportation agencies, advertisement revenue, fares, Medicaid and donations. If transit agencies expend all federal funds before the end of the fiscal year, local funds cover the remaining operational expenses for the year.

Funding Sources of Rural Public Transit Systems Fiscal Year 2021

Cares Act	5311- Expended	State	Title III-B	Local Effort* (other than state and Title IIIB)	Total
\$7,400,420	\$3,007,583	\$17,874	\$44,448	\$4,125,996	\$14,596,321



*Local effort is a combination of Medicaid, contracts, revenue, and other sources of local funds from the communities served. The total local effort does not take into consideration state funds or Title III-B Funds.

City of Aberdeen- Aberdeen Ride Line

Address: 205 North 4th St. Aberdeen, SD 57401
Phone: (605) 626-3333
Contact: Rich Krokell
Email: rich.krokell@aberdeen.sd.us
Website: <https://aberdeen.sd.us>

System Characteristics

Service Type: Demand Response
Service Hours: M-F 7:15AM-6:30PM
Fare Structure: \$2 one-way
Service Area: City of Aberdeen

Ridership Characteristics

Elderly	8,417
Disabled	5,207
Youth	19,172
<u>Public</u>	<u>14,713</u>
Total	47,509

Ride Type

Medical	5,040
Employment	13,058
Nutrition	98
Social	5,079
Education	21,010
Shopping	2,829
<u>Other</u>	<u>395</u>
Total	47,509

Funding and Expenditures

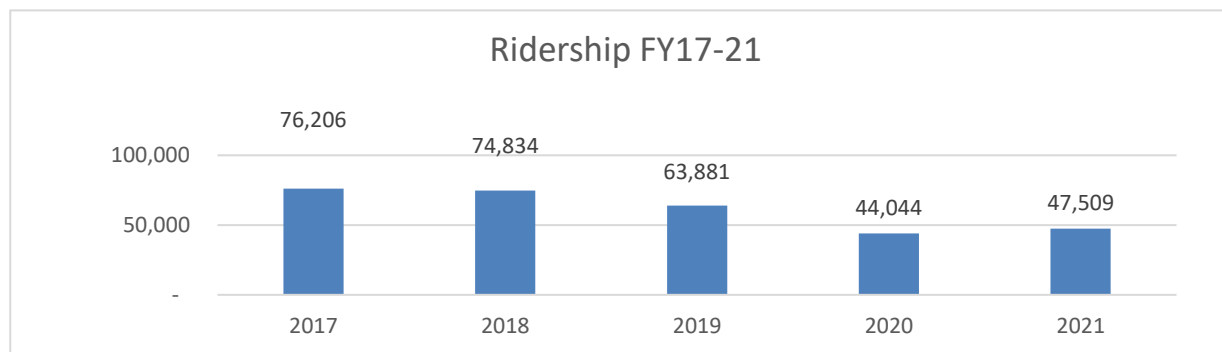
Section 5311	\$260,070
CARES Act	\$188,607
Revenue	\$100,471
Local Match	\$131,449
<u>Title III-B Funds**</u>	<u>\$ 0</u>
Total	\$680,597

State Funds**	\$ 0
----------------------	------

Total Revenue Hours	13,126
Total Revenue Miles	152,359

Total Cost Per Ride	\$ 14.33
Total Cost Per Mile	\$ 4.47
State & Federal Cost Per Ride	\$ 9.44
State & Federal Cost per Mile	\$ 2.94

In FY21 no new State Funds or Title III-B Funds were awarded



** State and Federal Cost per ride/mile is Section 5311, Title III-B Funds and State Funds together divided by rides/miles.

Brandon Transit- Brandon, South Dakota

Address: 304 Main St. Brandon, SD 57005
Phone: (605) 582-3553
Contact: Scott Finck
Email: sfinck@rocsinc.org
Website: <https://cityofbrandon.org>

System Characteristics

Service Type: Demand Response
Service Hours: M-F 8AM-3:30PM
Fare Structure: \$2 one-way
Service Area: City of Brandon

Ridership Characteristics

Elderly	2,607
Disabled	936
Youth	6,389
<u>Public</u>	<u>208</u>
Total	10,140

Ride Type

Medical	1,352
Employment	981
Nutrition	44
Social	230
Education	6,308
Shopping	1,225
<u>Other</u>	<u>0</u>
Total	10,140

Total Revenue Hours 2,290
Total Revenue Miles 28,950

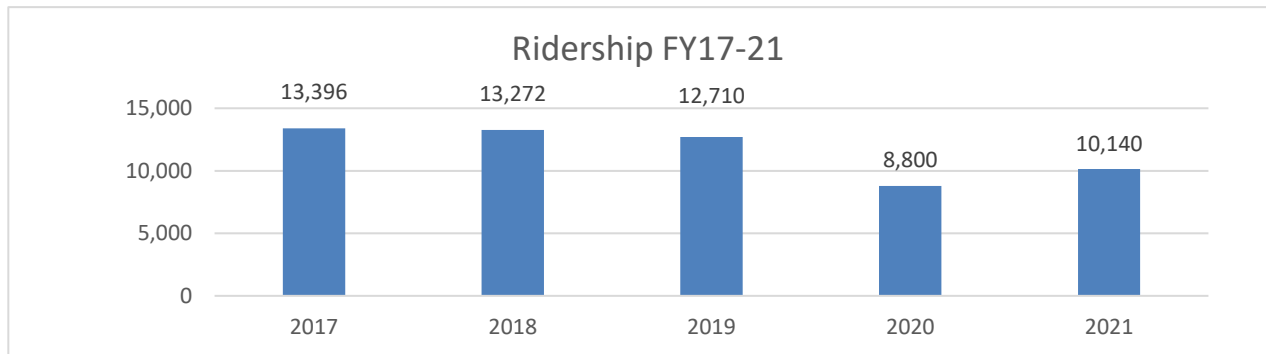
Funding and Expenditures

Section 5311	\$ 32,153
CARES Act	\$ 85,978
Revenue	\$ 9,235
Local Match	\$ 15,755
<u>Title III-B Funds**</u>	<u>\$ 0</u>
Total	\$143,121

State Funds** \$ 0

Total Cost Per Ride	\$ 14.11
Total Cost Per Mile	\$ 4.94
State & Federal Cost Per Ride	\$ 11.65
State & Federal Cost per Mile	\$ 4.08

In FY21 no new State Funds or Title III-B Funds were awarded



** State and Federal Cost per ride/mile is Section 5311, Title III-B Funds and State Funds together divided by rides/miles.

Brookings Area Transit Authority - Brookings, South Dakota

Address: 418 Western Ave. Brookings, SD 57006
Phone: (605) 692-5416
Contact: Travis Bortnem
Email: tbortnem@atabus.com
Website: <https://atabus.com>

System Characteristics

Service Type: Demand Response
Service Hours: M-F 5AM-11PM
Fare Structure: \$3 one-way trip
Service Area: Brookings, Aurora, Volga, Sinai, Bruce, Bushnell, White, Flandreau, Estelline, Elkton, Freeman, Arlington, Menno, Bridgewater, Marion, Salem, Parkston, Olivette & Canistota

Ridership Characteristics

Elderly	21,215
Disabled	17,605
Youth	49,269
Public	<u>33,782</u>
Total	121,871

Ride Type

Medical	13,399
Employment	22,346
Nutrition	8,336
Social	26,304
Education	41,364
Shopping	10,122
Other	<u>0</u>
Total	121,871

Total Revenue Hours	27,353
Total Revenue Miles	382,718

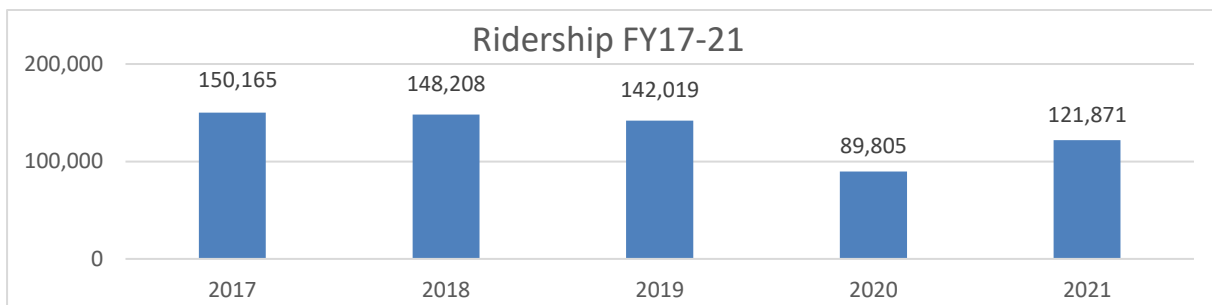
Funding and Expenditures

Section 5311	\$ 224,118
CARES Act	\$ 745,615
Revenue	\$ 523,104
Local Match	\$ 111,786
Title III-B Funds**	<u>\$ 0</u>
Total	\$1,604,623

State Funds**	\$ 0
----------------------	------

Total Cost Per Ride	\$ 13.17
Total Cost Per Mile	\$ 4.19
State & Federal Cost Per Ride	\$ 7.96
State & Federal Cost per Mile	\$ 2.53

In FY21 no new State Funds or Title III-B Funds were awarded



** State and Federal Cost per ride/mile is Section 5311, Title III-B Funds and State Funds together divided by rides/miles.

Community Transit of Watertown/Sisseton, Inc.- Watertown, South Dakota

Address: 811 4th Ave. East Sisseton, SD 57262
Phone: (605) 882-5287
Contact: Terry Hoffman & Kathy Holman
Email: terry@communitytransitws.com
 & comtran@venturecomm.net
Website: <https://communitytransitws.com>

System Characteristics

Service Type: Demand Response
Service Hours: Varies on based on site
Fare Structure: \$3 one-way trip. Out of town trips vary.
Service Area: Campbell, McPherson, Edmunds, Marshall, Day, Roberts, Grant and Lincoln

Ridership Characteristics

Elderly	42,380
Disabled	14,920
Youth	84,497
Public	<u>22,852</u>
Total	164,649

Ride Type

Medical	23,804
Employment	19,068
Nutrition	16,804
Social	10,503
Education	80,980
Shopping	13,490
Other	<u>0</u>
Total	164,649

Funding and Expenditures

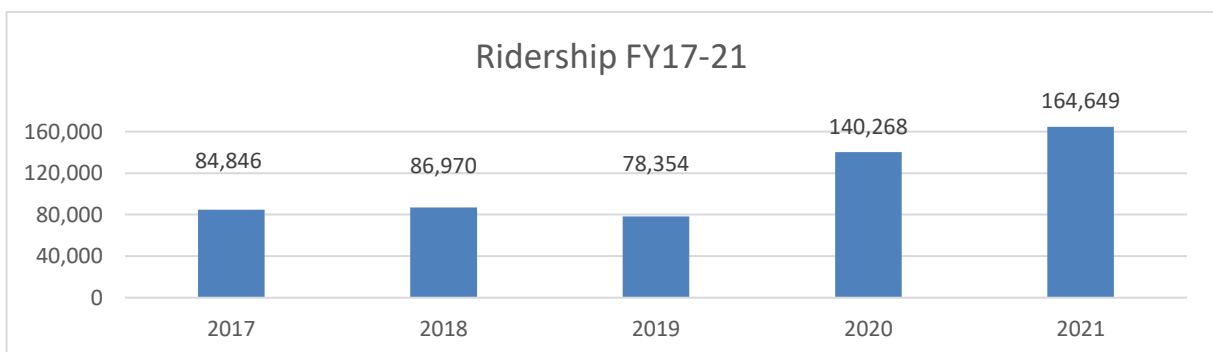
Section 5311	\$ 236,172
CARES Act	\$1,099,677
Revenue	\$ 246,654
Local Match	\$ 106,374
Title III-B Funds**	<u>\$ 0</u>
Total	\$1,688,877

State Funds**	\$ 0
---------------	------

Total Revenue Hours	58,768
Total Revenue Miles	597,419

Total Cost Per Ride	\$ 10.26
Total Cost Per Mile	\$ 2.83
State & Federal Cost Per Ride	\$ 8.11
State & Federal Cost per Mile	\$ 2.24

In FY21 no new State Funds or Title III-B Funds were awarded



In FY20 Community Transit of Sisseton combined with Watertown Area Transit.

** State and Federal Cost per ride/mile is Section 5311, Title III-B Funds and State Funds together divided by rides/miles.

East Dakota Transit- Madison, South Dakota

Address: 820 SW 7th St. Madison, SD 57042
Phone: (605) 256-5810
Contact: Scott Finck
Email: sfinck@rocsinc.com
Website: <https://eastdakotatransit.org>

System Characteristics

Service Type: Demand Response
Service Hours: M-F 8AM-4PM
 Sunday 8AM-12PM
Fare Structure: \$2 per one-way trip
Service Area: City of Madison

Ridership Characteristics

Elderly	2,131
Disabled	4,239
Youth	3,332
<u>Public</u>	<u>82</u>
Total	9,784

Ride Type

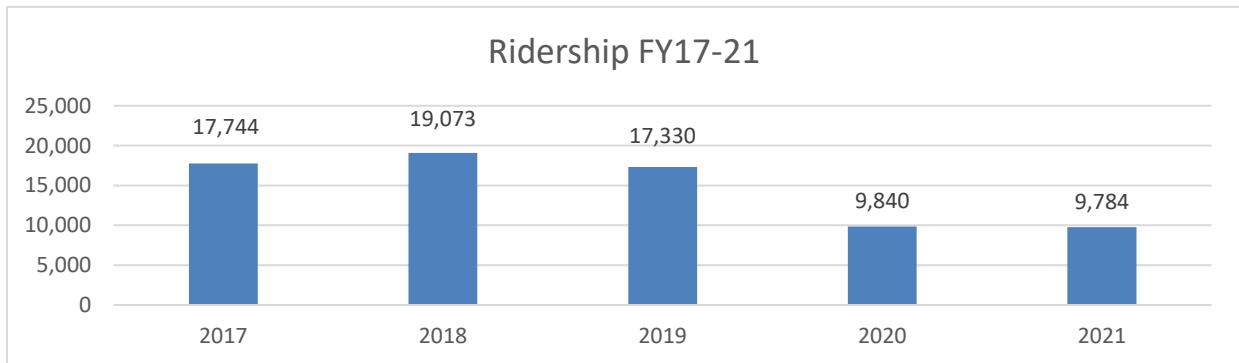
Medical	529
Employment	5,614
Nutrition	0
Social	130
Education	3,354
Shopping	157
<u>Other</u>	<u>0</u>
Total	9,784

Funding and Expenditures

Section 5311	\$ 44,710
CARES Act	\$ 107,795
Revenue	\$ 11,752
Local Match	\$ 13,971
<u>Title III-B Funds**</u>	<u>\$ 0</u>
Total	\$ 178,228
 State Funds**	 \$ 0
 Total Cost Per Ride	 \$ 18.24
Total Cost Per Mile	\$ 7.75
State & Federal Cost Per Ride	\$ 15.59
State & Federal Cost per Mile	\$ 6.63

Total Revenue Hours 2,285
Total Revenue Miles 22,999

In FY21 no new State Funds or Title III-B Funds were awarded



**** State and Federal Cost per ride/mile is Section 5311, Title III-B Funds and State Funds together divided by rides/miles.**

City of Mitchell- Palace Transit

Address: 300 West 1st Ave. Mitchell, SD 57301
Phone: (605) 995-8440
Contact: Jessica Pickett
Email: jpickett@cityofmitchell.org
Website: <https://cityofmitchell.org>

System Characteristics

Service Type: Demand Response
Service Hours: M-F 5:30am-6pm
 Sat/Sun 7-4pm & 7-2pm
Fare Structure: \$2-\$3 per one-way trip
Service Area: City of Mitchell

Ridership Characteristics

Elderly	9,520
Disabled	15,102
Youth	18,362
Public	<u>3,352</u>
Total	46,336

Ride Type

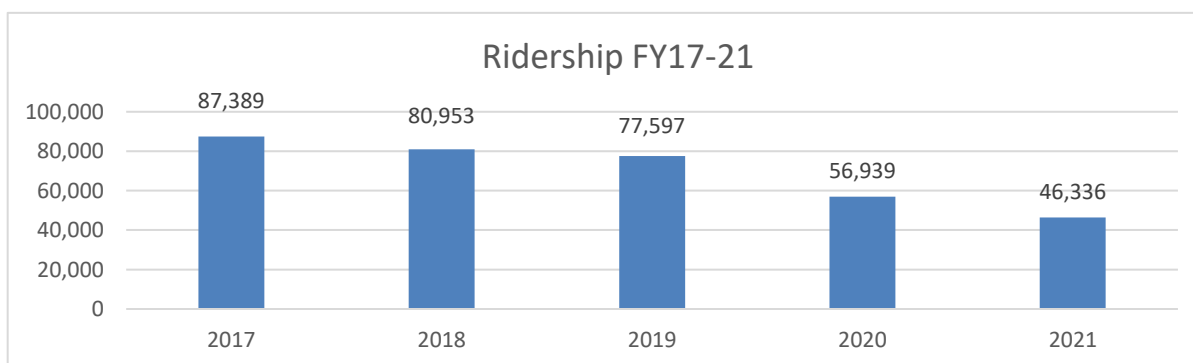
Medical	7,267
Employment	10,489
Nutrition	853
Social	5,674
Education	20,630
Shopping	1,423
<u>Other</u>	<u>0</u>
Total	46,336

Total Revenue Hours	11,850
Total Revenue Miles	99,077

Funding and Expenditures

Section 5311	\$ 224,548
CARES Act	\$ 521,227
Revenue	\$ 223,368
Local Match	\$ 97,907
<u>Title III-B Funds**</u>	<u>\$ 0</u>
Total	\$1,027,050
 State Funds**	 \$ 17,874
 Total Cost Per Ride	 \$ 23.03
Total Cost Per Mile	\$ 10.77
State & Federal Cost Per Ride	\$ 16.48
State & Federal Cost per Mile	\$ 7.71

In FY21 no new State Funds or Title III-B Funds were awarded. Palace transit used prior year carryover.



** State and Federal Cost per ride/mile is Section 5311, Title III-B Funds and State Funds together divided by rides/miles.

People's Transit-Huron, South Dakota

Address: 120 Wyoming SW Huron, SD 57350
Phone: (605) 353-0100
Contact: Gayle Kludt
Email: gayle.peoplestransit@midconetwork.com
Website: <https://peoplestransithuron.com>

System Characteristics

Service Type: Demand Response
Service Hours: M-F 6AM-6PM
Fare Structure: Youth \$2.50
 Adult \$3.50
Service Area: Beadle & Sanborn Counties

Ridership Characteristics

Elderly 6,284
Disabled 5,202
Youth 24,060
Public 8,887
Total 44,433

Ride Type

Medical 9,682
Employment 6,748
Nutrition 1,466
Social 6,755
Education 17,082
Shopping 1,901
Other 799
Total 44,433

Total Revenue Hours 12,226
Total Revenue Miles 186,842

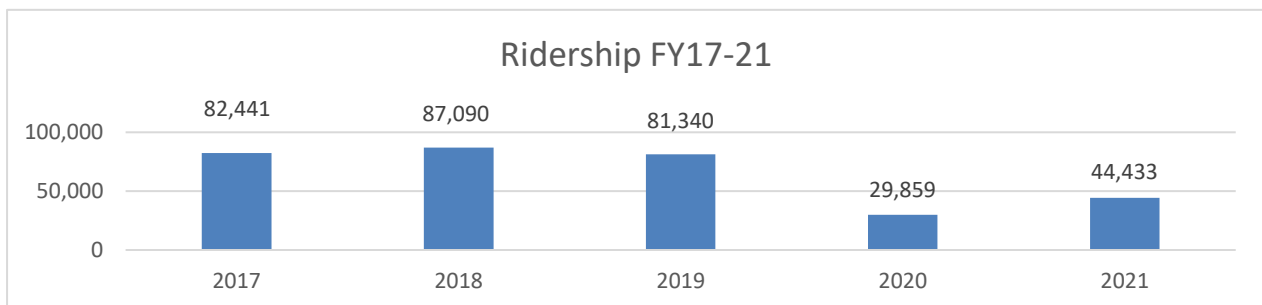
Funding and Expenditures

Section 5311 \$ 0
CARES Act \$ 518,747
Revenue \$ 104,901
Local Match \$ 0
Title III-B Funds** \$ 0
Total \$ 623,648

State Funds** \$ 0

Total Cost Per Ride \$ 14.04
Total Cost Per Mile \$ 3.34
State & Federal Cost Per Ride \$ 11.67
State & Federal Cost per Mile \$ 2.78

In FY21 no new State Funds or Title III-B Funds were awarded



** State and Federal Cost per ride/mile is Section 5311, Title III-B Funds and State Funds together divided by rides/miles.

Prairie Hills Transit- Spearfish, South Dakota

Address: 2015 Tumble Weed Trail Spearfish, SD 57783
Phone: (605) 642-6613
Contact: Barb Cline
Email: bkcline@prairiehillstransit.com
Website: <https://prairiehillstransit.com>

System Characteristics

Service Type: Demand Response
Service Hours: Varies by community
Fare Structure: \$2-\$2.50 local trip
Service Area: Lawrence, Meade, Custer,
 Fall River, Butte, Perkins,
 Bennett and Pennington Co.

Ridership Characteristics

Elderly 23,048
Disabled 9,821
Youth 25,737
Public 39,571
Total 98,177

Ride Type

Medical 25,134
Employment 21,099
Nutrition 521
Social 11,191
Education 30,394
Shopping 9,837
Other 1
Total 98,177

Total Revenue Hours 35,375
Total Revenue Miles 725,027

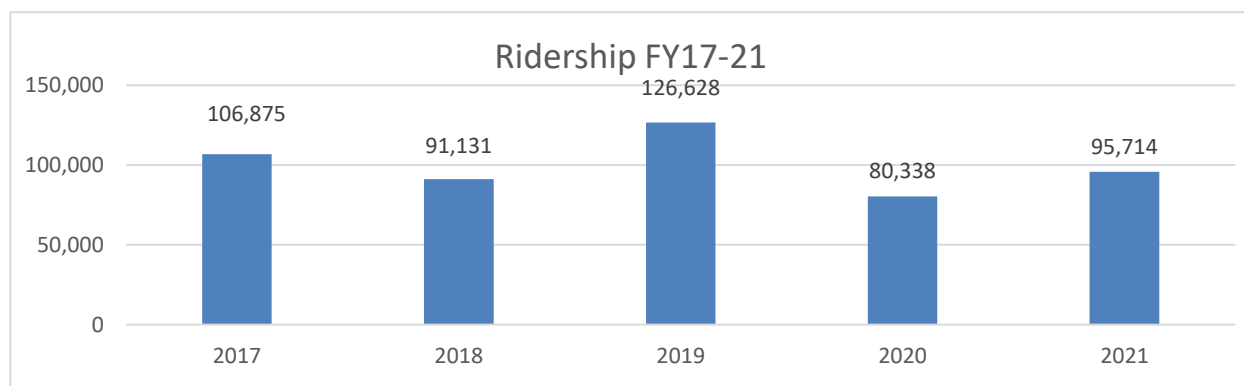
Funding and Expenditures

Section 5311 \$ 380,651
CARES Act \$ 997,067
Revenue \$ 406,359
Local Match \$ 128,153
Title III-B Funds** \$ 44,448
Total \$1,953,678

State Funds** \$ 0

Total Cost Per Ride \$ 19.90
Total Cost Per Mile \$ 2.69
State & Federal Cost Per Ride \$ 14.49
State & Federal Cost per Mile \$ 1.96

In FY21 no new State Funds or Title III-B Funds were awarded



Prairie Hills Transit took over service in Perkins Co. previously served under Arrow Transit in 2019 and added Martin Co.

** State and Federal Cost per ride/mile is Section 5311, Title III-B Funds and State Funds together divided by rides/miles.

River Cities Public Transit- Pierre, South Dakota

Address: 1600 East Dakota Ave. Pierre, SD 57501
Phone: (605) 945-2360
Contact: Ron Baumgart
Email: rbaumgart@rcptransit.com
Website: <https://rcptransit.com>

System Characteristics

Service Type: Demand Response
Service Hours: 24-7
Fare Structure: \$2 + \$0.25 per mile for
 prescheduled rides
Service Area: Hughes, Stanley, Hand, Hyde,
 Dewey Ziebach, Haakon, East
 Pennington, Jones, Lyman, N.
 Jackson, Potter & Sully Co

Ridership Characteristics

Elderly	26,363
Disabled	26,168
Youth	94,473
Public	<u>68,350</u>
Total	215,354

Ride Type

Medical	16,175
Employment	45,837
Nutrition	3,497
Social	58,401
Education	86,226
Shopping	4,451
Other	<u>767</u>
Total	215,354

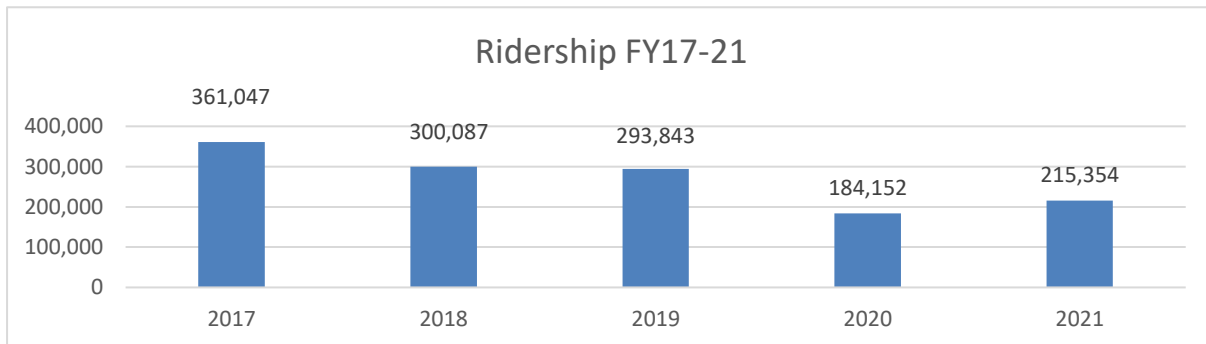
Funding and Expenditures

Section 5311	\$ 1,166,967
CARES Act	\$ 1,790,765
Revenue	\$ 584,400
Local Match	\$ 530,461
Title III-B Funds**	<u>\$ 0</u>
Total	\$ 4,072,593

State Funds**	\$ 0
----------------------	------

Total Cost Per Ride	\$ 18.91
Total Cost Per Mile	\$ 5.60
State & Federal Cost Per Ride	\$ 13.73
State & Federal Cost per Mile	\$ 4.07

In FY21 no new State Funds or Title III-B Funds were awarded



** State and Federal Cost per ride/mile is Section 5311, Title III-B Funds and State Funds together divided by rides/miles.

Rural Office of Community Services- Wagner, South Dakota

Address: 106 West Avenue SW Wagner, SD 57380
Phone: (605) 384-3883
Contact: Peter Smith
Email: psmith@rocsinc.org
Website: <https://rocsinc.org>

System Characteristics

Service Type: Demand Response
Service Hours: 8AM-4:30PM
Fare Structure: Varies by community
Service Area: Aurora, Bon Homme, Brule,
 Charles Mix, Douglas, Gregory,
 Jerauld, Kingsbury, Lincoln,
 Lyman, McCook, Miner, Moody,
 Minnehaha, Tripp, Turner & Union

Ridership Characteristics

Elderly	21,668
Disabled	11,589
Youth	22,093
Public	<u>4,123</u>
Total	59,473

Ride Type

Medical	10,177
Employment	4,281
Nutrition	6,734
Social	3,849
Education	24,943
Shopping	8,742
Other	<u>747</u>
Total	59,473

Total Revenue Hours	32,082
Total Revenue Miles	418,264

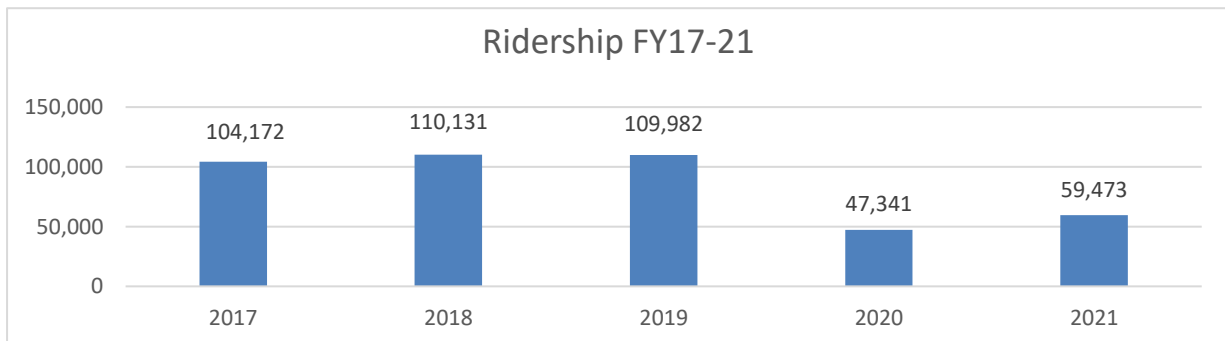
Funding and Expenditures

Section 5311	\$ 270,382
CARES Act	\$ 662,159
Revenue	\$ 439,441
Local Match	\$ 144,034
Title III-B Funds**	<u>\$ 0</u>
Total	\$1,516,016

State Funds**	\$ 0
----------------------	------

Total Cost Per Ride	\$ 25.49
Total Cost Per Mile	\$ 3.62
State & Federal Cost Per Ride	\$ 15.68
State & Federal Cost per Mile	\$ 2.23

In FY21 no new State Funds or Title III-B Funds were awarded



** State and Federal Cost per ride/mile is Section 5311, Title III-B Funds and State Funds together divided by rides/miles.

Standing Rock Public Transit- Fort Yates, North Dakota

Address: 9299 HWY 24 Fort Yates, ND 58538
Phone: (701) 854-8090
Contact: Pam Ternes
Email: pam.ternes@sittingbull.edu
Website: <https://sittingbull.edu/sitting-bull-college/community/transport>

System Characteristics

Service Type: Demand Response
Service Hours: 6am-6pm
Fare Structure: \$5 one-way
Service Area: Corson and Walworth
 Counties in SD

Ridership Characteristics

Elderly	185
Disabled	39
Youth	2,107
Public	1,434
Total	3,765

Ride Type

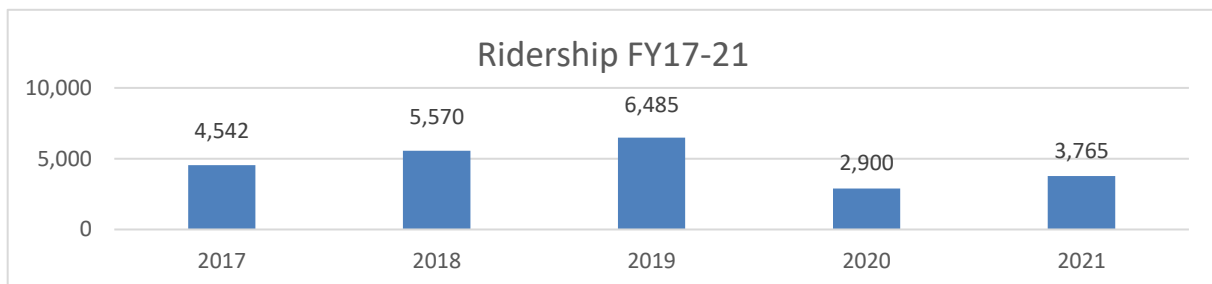
Medical	253
Employment	862
Nutrition	0
Social	0
Education	2,334
Shopping	316
<u>Other</u>	0
Total	3,765

Funding and Expenditures

Section 5311	\$ 56,394
CARES Act	\$ 138,713
Revenue	\$ 7,537
Local Match	\$ 33,023
Title III-B Funds**	\$ 0
Total	\$ 235,667
 State Funds**	 \$ 0
 Total Cost Per Ride	 \$ 62.59
Total Cost Per Mile	\$ 4.13
State & Federal Cost Per Ride	\$ 51.82
State & Federal Cost per Mile	\$ 3.42

Total Revenue Hours 2,695
Total Revenue Miles 56,997

In FY21 no new State Funds or Title III-B Funds were awarded



** State and Federal Cost per ride/mile is Section 5311, Title III-B Funds and State Funds together divided by rides/miles.

Vermillion Public Transit- Vermillion, South Dakota

Address: 604 ½ High St. Vermillion, SD 57069

Phone: (605) 624-7433

Contact: Barb Ballensky

Email: barbb@sesdac.org

Website: <https://www.sesdac.org/services/vermillion-public-transit>

System Characteristics

Service Type:	Demand Response
Service Hours:	M-F 8AM-5PM SUN 9AM-1PM
Fare Structure:	Call for fare
Service Area:	Vermillion, Burbank and Meckling

Ridership Characteristics

Elderly	\$ 2,847
Disabled	\$ 6,345
Youth	\$ 4,585
Public	\$ 2,422
Total	\$ 16,199

Ride Type

Medical	2,304
Employment	5,213
Nutrition	0
Social	4,931
Education	1,029
Shopping	2,722
Other	0
Total	16,199

Total Revenue Hours	4,120
Total Revenue Miles	39,344

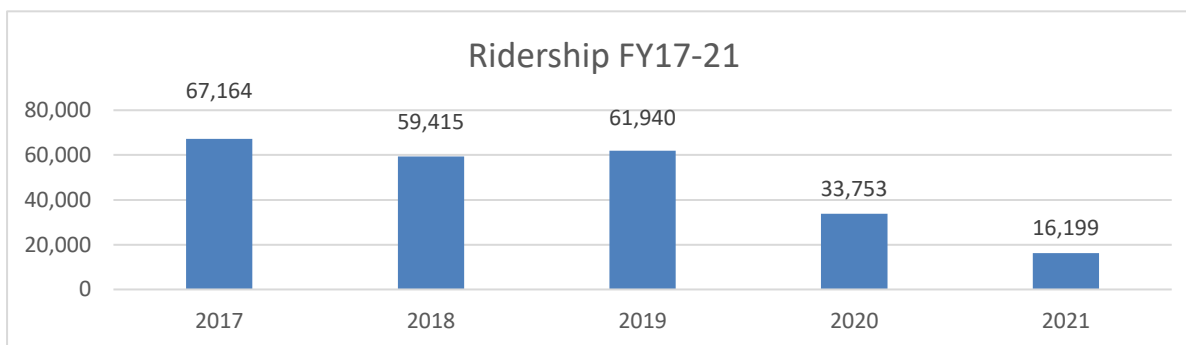
Funding and Expenditures

Section 5311	\$ 68,541
CARES Act	\$ 219,955
Revenue	\$ 100,079
Local Match	\$ 14,218
Title III-B Funds**	\$ 0
Total	\$ 402,793

State Funds**	\$ 0
----------------------	------

Total Cost Per Ride	\$ 24.87
Total Cost Per Mile	\$ 10.24
State & Federal Cost Per Ride	\$ 17.81
State & Federal Cost per Mile	\$ 7.33

In FY21 no new State Funds or Title III-B Funds were awarded



** State and Federal Cost per ride/mile is Section 5311, Title III-B Funds and State Funds together divided by rides/miles.

Yankton Transit- Yankton, South Dakota

Address: 901 East 7th St. Yankton, SD 57078
Phone: (605) 665-4610
Contact: Terry Kirchner
Email: yanktontransit@iw.net
Website: <https://yanktontransit.com>

System Characteristics

Service Type: Demand Response
Service Hours: M-F 7:30AM-5PM
Fare Structure: \$2.50 one-way trip
Service Area: City of Yankton and
Yankton County

Ridership Characteristics

Elderly	11,932
Disabled	14,811
Youth	18,613
<u>Public</u>	<u>15,211</u>
Total	60,567

Ride Type

Medical	14,019
Employment	15,504
Nutrition	476
Social	11,743
Education	15,625
Shopping	3,200
<u>Other</u>	<u>0</u>
Total	60,567

Total Revenue Hours 13,457
Total Revenue Miles 137,574

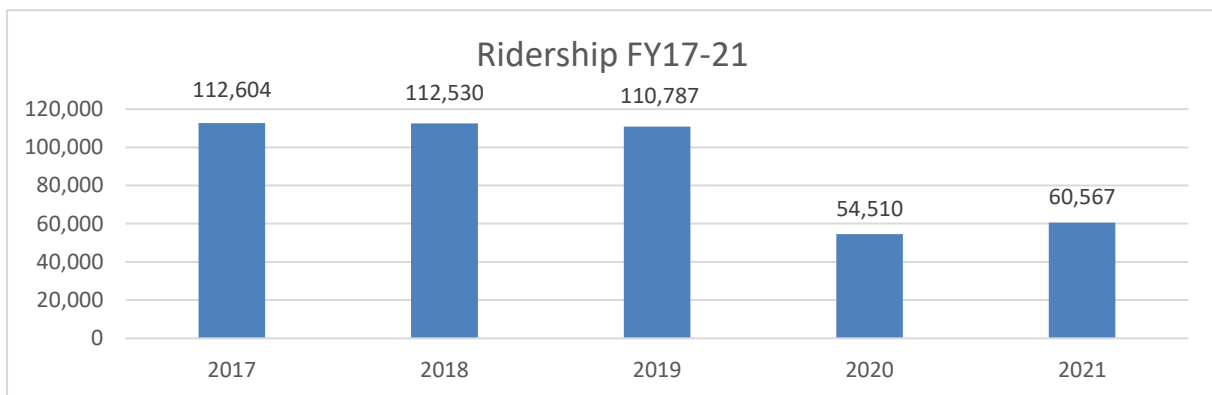
Funding and Expenditures

Section 5311	\$ 187,913
CARES Act	\$ 324,115
Revenue	\$ 127,479
Local Match	\$ 65,065
<u>Title III-B Funds**</u>	<u>\$ 0</u>
Total	\$ 704,571

State Funds** \$ 0

Total Cost Per Ride	\$ 11.63
Total Cost Per Mile	\$ 5.12
State & Federal Cost Per Ride	\$ 8.45
State & Federal Cost per Mile	\$ 3.72

In FY21 no new State Funds or Title III-B Funds were awarded



** State and Federal Cost per ride/mile is Section 5311, Title III-B Funds and State Funds together divided by rides/miles.

Dakota Transit Association Conference



**Fargo, North Dakota
September 18th- 22nd, 2021**

The Dakota Transit Association was formed in 1985 to address the need for greater communication between transportation providers and to serve as a unified voice for public transportation agencies within the state of North and South Dakota at the national level. Each year, transit agencies and State DOTs from both North and South Dakota meet for an annual conference. The conference awards ceremony is an opportunity to recognize those who have contributed their skills and talents to help make public transportation in the Dakotas as successful as it is today. Pictured below are the FY21 DTA Award winners from South Dakota.



(Pictured from left to right: Above and Beyond Joe Malmassari – River Cities Public Transit ; Outstanding Support Staff Christopher Williams- Brookings Area Transit Authority; Friend of Transit – Watertown Community Foundation; Driver of the Year Melody Musick- River Cities Public Transit)

Dakota Transit Association Driver Training and Rodeo

**Fargo, North Dakota
September 18th-22nd, 2021**

The Dakota Transit Association (DTA) hosts the annual Driver Rodeo as the kickoff to the DTA conference. The DTA Rodeo is an opportunity for drivers to gain recognition for their driving skills. While there are awards for the top finishers, winning is not the primary reason for this competition. The Rodeo is an opportunity to test their skills and meet others in the profession

Top 5 South Dakota Participants



(Pictured from left to right: Bryce Lambert-(Pierre, SD) River Cities Public Transit; Wambli Meeter-(Pierre, SD) River Cities Public Transit; Dan Voight-(Watertown, SD) Community Transit of Watertown-Sisseton; Doug Herr-(Watertown, SD) Community Transit of Watertown-Sisseton; Dave Chipman-(Spearfish, SD) Prairie Hills Transit

Top 5 North Dakota Participants



(Pictured-AJ Agard-(Fort Yates, ND) Standing Rock Public Transit; Terry Comeau-(Fort Yates, ND) Standing Rock Public Transit; Randy Ulmer-(Dickinson, ND) Dickinson Public Transit; Kendall Meyers-(Minot, ND) Souris Basin Transportation; Terry Condon-(Fort Yates, ND) Standing Rock Public Transit

The South Dakota Department of Transportation provides services without regard to race, color, gender, religion, national origin, age or disability, according to the provisions contained in SDCL 20-13, Title VI of the Civil Rights Act of 1964, the Rehabilitation Act of 1973, as amended, the Americans with Disabilities Act of 1990 and Executive Order 12898, Federal Actions to Address Environmental Justice in Minority Populations and Low-Income Populations, 1994.

Any person who has questions concerning this policy or wishes to file a discrimination complaint should contact the Department's Civil Rights Office at (605) 773-3540.

South Dakota Department of Transportation
Division of Finance & Management
Office of Air, Rail and Transit
700 East Broadway Avenue
Pierre, SD 57501-2586
605-773-3574

300 Copies of this Book Were Printed.